


Vernal Pool Cross-Section Worksheet

Name: _____

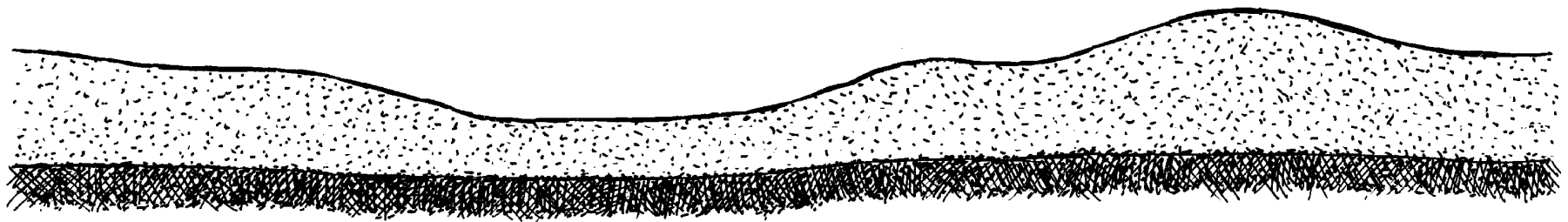
Directions: Draw a horizontal line to show where the water table (water surface) could be during each phase. (There may be more than one correct line.) Fill in the season for each phase.



Wet Phase

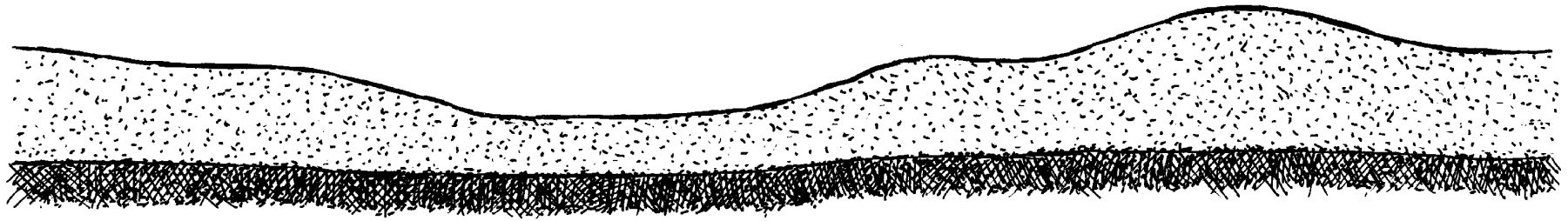
Season: _____

Splash



Flowering Phase

Season: _____



Dry Phase

Seasons: _____ & _____